


550SERIES IMPACT APPROVED .050 ALUMINUM STORM PANEL PRICING



MEASURE YOUR OPENING WIDTH. DETERMINE THE NUMBER OF PANELS YOU NEED BY THE COVERAGE CHART BELOW.



MEASURE YOUR OPENING HEIGHT. ADD APPROX. 3" ABOVE AND BELOW. FIND YOUR PANEL SIZE FROM THE PANEL LENGTH CHART. IF YOUR HEIGHT IS FROM CEILING TO FLOOR (TRAPPED), YOU WILL NEED TO ALLOW FOR THE TRACK THICKNESS WHEN CHOOSING A SIZE.

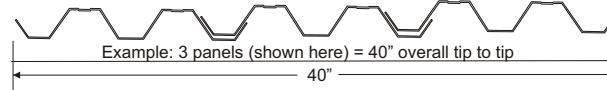
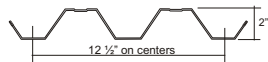
STANDARD PANEL LENGTHS & PRICE

CHOOSE THE TYPE OF TOP AND BOTTOM MOUNTING OPTION FOR EACH OPENING

14 mounting options. Can mix and match any connection type.

33"	\$15.84 ea							
45"	\$18.90 ea	Standard wall mount H-Header	Ceiling mount U-Header	1" build-out w / U-header	2" build-out w / U-header	3" build-out w / U-header	F-Track (slide-in-bolts)	Direct mount with Caulk-ins and SS bolts. For concrete. (No tracks)
54"	\$22.68 ea							
57"	\$23.94 ea	\$4.45 ft.	\$4.15 ft.	\$8.65 ft.	\$9.65 ft.	\$10.65 ft.	\$3.25 ft. Includes slide bolts & wingnuts	\$1.00 set 1 anchor & 1 bolt
66"	\$27.72 ea	ALL TRACKS ARE ALUMINUM WHITE PAINTED						
70"	\$29.40 ea	Standard 1 1/2" stud angle	2" stud angle	1" build-out w / stud angle	2" build-out w / stud angle	3" build-out w / stud angle	F-Track (slide-in-bolts)	Direct mount with brass bushings and SS bolts. For wood. (No tracks)
80"	\$33.60 ea							
84"	\$35.28 ea	\$4.40 ft. Includes wingnuts	\$4.95 ft. Includes wingnuts	\$9.25 ft. Includes assemble bolts & wingnuts	\$10.25 ft. Includes assemble bolts & wingnuts	\$11.25 ft. Includes assemble bolts & wingnuts	\$3.25 ft. Includes slide bolts & wingnuts	\$1.00 set 1 bushing & 1 bolt
88"	\$36.96 ea	<p>QTY 100 pcs \$29.00</p> <p>BUILDEX MAXI-SET TAPCONS FOR ALL PERMANENT TRACK MOUNTING. (HURRICANE IMPACT TESTED FOR CONCRETE AND WOOD STRUCTURES).</p>						
96"	\$40.32 ea							
102"	\$42.84 ea							

Note: The connections show panels mounted vertical. They can also be installed horizontally



Panel tip to tip coverage or track size

# of panels	1	2	3	4	5	6	7	8	9	10	11	12	13	14	15	16
tip to tip (coverage)	15"	27 1/2"	40"	52 1/2"	65"	77 1/2"	90"	102 1/2"	115"	127 1/2"	140"	152 1/2"	165"	177 1/2"	190"	202 1/2"

